

**Intrada Amino Acid**

150 x 3 mm

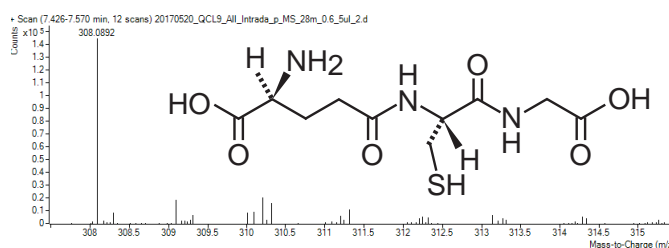
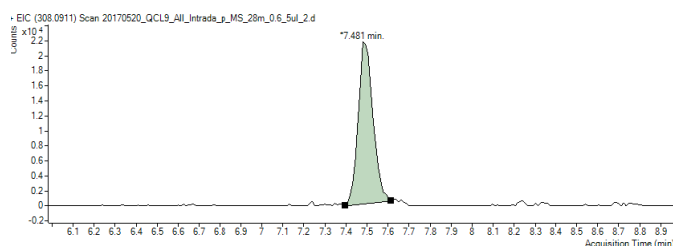
Application

## LC-TOFMS: Glutathione

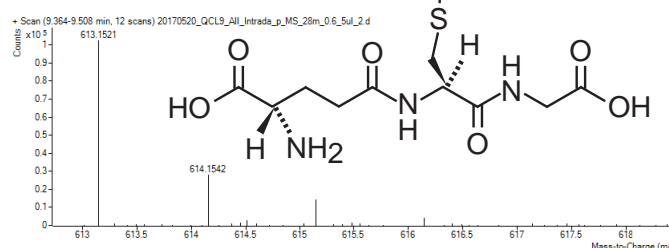
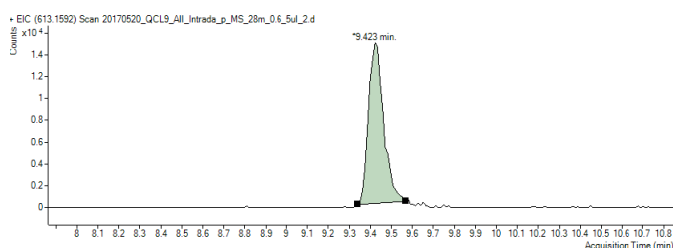
グルタチオンのLC-TOFMS分析

Metabolomics Core Facility, McGill University  
GB 2017/06/16

### Glutathione reduced (GSH) [M+H]<sup>+</sup>: 308.0911



### Glutathione oxidized (GSSG) [M+H]<sup>+</sup>: 613.1592



Intrada Amino Acid, 150x3mm

A) ACN /HCOOH = 100 / 0.3,    B) 100mM HCOONH<sub>4</sub> in 20% ACN / 80% water  
0-27%B (0-3min), 27-100%B (3-19.5min), 100%B (19.5-25min), 0%B (25-32min)  
0.6 mL/min, 10°C, 5μL (ca. 1mM in water)

Agilent 1290 Infinity UHPLC - 6540 UHD Accurate-Mass Q-TOF mass spectrometer (ESI+)

Courtesy of Dr.Gaëlle Bridon and Dr.Daina Avizonis, McGill University, CANADA